

SOUTH AUSTRALIAN RAILWAY MODELLERS' ASSOCIATION INC.

PROMOTING THE HOBBY IN SOUTH AUSTRALIA  
SINCE 1957



*Decorated Silos at Brim (Vic)*

INSIDE

Fitting replacement Lima Motors  
The SAR in Queensland  
A Day at Milang Rail Museum  
60th Anniversary Activities & Raffles  
Noel's Pottering

## Contents

|                                                                                                                                                                                                                                                                                                                                 |                                                                                                                                                                                                                                                                                                                           |
|---------------------------------------------------------------------------------------------------------------------------------------------------------------------------------------------------------------------------------------------------------------------------------------------------------------------------------|---------------------------------------------------------------------------------------------------------------------------------------------------------------------------------------------------------------------------------------------------------------------------------------------------------------------------|
| <p>3 60th Anniversary Celebration<br/>         4,5 General Meeting Minutes<br/>         5 Aussie Card Models Ad<br/>         6,7 Buffer Stop Archives<br/>         8,9 Fitting replacement Lima motors<br/>         10,11 The SAR in Queensland<br/>         12 The woes of Queensland Rail<br/>         13 Swapmeet Report</p> | <p>14 SARMA + Aztronics Ads + Library Report<br/>         15 Where is it ?<br/>         16,17 Noel's Pottering<br/>         18 A day at Milang Museum<br/>         19 Somerset Ad<br/>         20 Junction Models Ad<br/>         21 End of the Line Hobbies Ad and more Pottering<br/>         22,23 Show &amp; Tell</p> |
|---------------------------------------------------------------------------------------------------------------------------------------------------------------------------------------------------------------------------------------------------------------------------------------------------------------------------------|---------------------------------------------------------------------------------------------------------------------------------------------------------------------------------------------------------------------------------------------------------------------------------------------------------------------------|

### Diary

**Wed 12 Apr      General Meeting  
 (Casting by Hugh Williams)**

*Fri 14 Apr      Good Friday*  
*Mon 17 Apr      Easter Monday*  
 Wed 19 Apr      Work night  
 Wed 26 Apr      Work night  
 Wed 3 May        Work night

**Wed 10 May      General Meeting  
 (60th Birthday Raffle and Slide Show)**

Wed 17 May      Work night  
 Wed 24 May      Work night  
**Sat 27 May      60th Birthday Dinner**  
 Wed 31 May      Work night  
 Wed 7 Jun        Work night

**Fri 9 Jun        Set up for AMRE Show**

**10-12 Jun        AMRE Show at Greyhound Park**

**Wed 14 Jun      General Meeting**



**Down the Track  
& Over the Hills;  
Exhibitions, etc.**

April 15,16  
 Hobson Bay Exbn @ Bundoora (Vic)  
 & Hurstbridge (Vic) & Diamond Valley (Vic)  
 May 6,7 Brisbane Exbn, Bowen Hills (Qld)  
 May 20,21  
 Albion (Vic) All American & Albury (NSW)  
 & Richmond Vale (NSW)  
**June 10-12 Angle Park (SA)  
 Adelaide Model Railway Show  
 & Ballarat (Vic), Glen Waverley (Vic),  
 & Thornleigh (NSW)**  
 August 26,27 Caulfield (Vic)  
 & Coffs Harbour  
 Branchline Modellers Forum  
**September 2 Adelaide (Flinders)  
 Modelling the Railways of  
 South Australia Convention**  
 September 7-10 Adelaide (Reynella)  
 National N scale Convention

Membership fees  
 were due on  
 April 1st  
 See page 2

### JOHN'S HANDYMAN SERVICES

- General Home Maintenance
- Gardening
- Painting
- All Odd Jobs



0428 294 859

ABN 89 954 074 379

**Front Cover: Photo by Noel Potter**

**Someone's gone to a lot of trouble to produce this amazing piece  
 of artwork on silos in Brim, situated between Ouyen and  
 Hopetoun on the Henty Highway in North Western Victoria**

**SARMA Inc.** meets on the **SECOND WEDNESDAY** of each month at 7.30 p.m. in the ‘**Log Cabin**’ building on Lyons Road, Dernancourt, at the corner of Balmoral Road. Work nights are held on other Wednesday nights in the shed adjacent to the log cabin. See the Diary on Page 1 for details.

**UBD Map 96 Ref D12 or Gregory’s 148 J12**

**Membership rates 2016 – 2017**

|                    |         |                                    |          |
|--------------------|---------|------------------------------------|----------|
| Joining Fee:       | \$10.00 | Country (BufferStop posted):       | \$50.00  |
| Full (age ≥ 18):   | \$60.00 | Country (BufferStop via internet): | \$45.00  |
| Family:            | \$60.00 | Student (full time; age ≥ 18):     | \$45.00  |
| Junior (age ≤ 17): | \$30.00 | Corporate:                         | \$100.00 |

**The Membership Year runs from 1 April to 31 March.**

Quarterly pro-rata rates apply to new members after 30 June each year.

**All correspondence and membership enquires** should be addressed to:

The Honorary Secretary, SARMA Inc., P.O. Box 4, Prospect, S.A., 5082.

SARMA Telephone InfoLine: (08) 8411 5500

Visit our web site at <<http://www.sarma.asn.au>> for more information and a membership form.

Webmaster: Ben Adamson via [webmaster@sarma.asn.au](mailto:webmaster@sarma.asn.au)

**“Buffer Stop” Contributions**

**Email address: peterp23@bigpond.com and lavip51@gmail.com (please send to both)**

We welcome contributions from members. Articles and photographs may be emailed to the address given above; they can also be submitted on paper. Members who forward articles written by, or photographs taken by, a third party need to obtain permission for their publication. Contributions may be subject to editing. Neither the Association nor the Editors accept any liability for the content or presentation of notices, articles and advertisements submitted for inclusion in the Buffer Stop other than those submitted by the Committee on behalf of the membership. Nor do the Association and the Editors necessarily subscribe to the views expressed or implied by contributors. The Editors reserve the right to refuse acceptance of any material considered unsuitable for publication. Material may have to be held over to a later edition. Articles may not be copied or reprinted without the permission of the respective authors.

Original articles in this publication may not be copied or reprinted without the permission of the publisher.

Advertising rates (per issue): full page \$40, half page \$20, quarter page \$10.

**The deadline for the May issue is FRIDAY 20 APRIL**

**Committee Members 2016 – 2017**

|                                                                                                                           |                                                                                                                                                          |
|---------------------------------------------------------------------------------------------------------------------------|----------------------------------------------------------------------------------------------------------------------------------------------------------|
| <b>President:</b><br>Fred Leaper<br>Phone: 8263 1107<br>email: fleaper01@gmail.com                                        | <b>Layout Director:</b><br>Dean Schluter<br>Phone: 8336 1802<br>email: dean.schluter@bigpond.com                                                         |
| <b>Vice President (Special Projects):</b><br>Hugh Williams<br>Phone: 8271 5327<br>email: hswilliams32@gmail.com           | <b>Exhibition Layout Director:</b><br>Bob Houston<br>Phone: 8268 7813<br>email: bobhouston@adam.com.au                                                   |
| <b>Vice President (Administration):</b><br>Roger Wheeler<br>Phone: 8356 9044<br>email: rawheeler.grange@hotmail.com       | <b>Maintenance Director:</b><br>Don Worby<br>Phone: 0408 855 038<br>email: atmrg@live.com.au                                                             |
| <b>Secretary &amp; back-up AMRE Rep:</b><br>David Vander Linden<br>Phone: 0419 847 619<br>email: david@vanderlinden.id.au | <b>Social Director:</b><br>Matt Lavista<br>Phone: 0429 070 084<br>email: lavip51@gmail.com                                                               |
| <b>Treasurer:</b><br>Gordon Chaplin<br>Phone: 8261 9736<br>email: gordon.chaplin@bigpond.com                              | <b>Editors:</b><br>Peter Pickering<br>Phone: 8344 7625<br>email: peterp23@bigpond.com<br>Matt Lavista<br>Phone: 0429 070 084<br>email: lavip51@gmail.com |
| <b>Librarian &amp; AMRE Representative:</b><br>Allan Norris<br>Phone: 8346 1742<br>email: addnor@optusnet.com.au          |                                                                                                                                                          |

**Other positions held by SARMA members:**

**AMRE Deputy Convenor: Richard Ash** Phone: 0488000791 email: dickyboyz99@gmail.com

**AMRE Secretary:** Chris Symons Phone: 0407 975 110 (after 2.30pm) email: c-symons@hotmail.com

**AMRE Treasurer:** Tim Leach Phone: 8289 5574 email: tim.leach@qbe.com

The Library may be accessed in the adjacent clubrooms before the club meeting.

# **SARMA 60<sup>th</sup> ANNIVERSARY CELEBRATION**

**WEDNESDAY MAY 10<sup>th</sup> (GENERAL MEETING) Start 7:30pm as usual.**

**DOOR PRIZE- everyone is in with a chance! Starting with this meeting, besides the regular raffle, we now have in addition a**

**NEW FUNDRAISING RAFFLE WITH AMAZING PRIZES DONATED BY OUR VERY GENEROUS SPONSORS**

**This will be held at each General Meeting for 2017 until the donated prizes run out**

**THE PRIZES FOR THE MAY MEETING ARE:**

**HO SCALE Westrail 'L' Class diesel (Orange and Blue Livery)  
(donated by Haskells Models) WORTH \$300      TICKETS: \$5 each**

Note: These raffles are open to members only. Each raffle is limited to 100 tickets.

To ensure that every member has the opportunity to purchase tickets, there will be a limit of 10 on initial purchase.

If fewer than 30 tickets for an item are sold, that item may be withdrawn and the money refunded.



**HO SCALE Kadee brand boxcars/wagons and couplings  
(donated by Kadee) WORTH \$150      TICKETS \$2 each**

**PLEASE SUPPORT OUR SPONSORS WHO HAVE  
GENEROUSLY CHOSEN TO SUPPORT OUR CLUB**

**Don't forget about the door prize.**

**You will have about a 1 in 50 chance of going home with some goodies.**

A slide show will be held with photos from the Club's history and a birthday cake will be cut.

If you have pictures of your time at SARMA over the years please send them in to Matt otherwise the show cannot go ahead.

Non regular attending members who would like to come along, please think about contacting Matt to let him know just so we can make sure the cake gets to everybody.

**COUNTRY AND NON ATTENDING MEMBERS - WE HAVEN'T FORGOTTEN YOU**

**If you would like to purchase tickets for either of the prizes listed,  
please contact Matt and he will take care of the rest.**

**THE SPECIAL PRIZES FOR THE JUNE MEETING WILL BE ANNOUNCED IN THE MAY BUFFERSTOP**

**PLEASE CONTACT MATT (see page 2) WITH ANY QUESTIONS**

## EDITED MINUTES OF THE GENERAL MEETING HELD AT DERNANCOURT ON 8th MARCH 2017

**Meeting opened** at 7:33pm. Chairman: Fred Leaper  
Members present: 41

Visitors: David Pendrill

New Members:

Fiona Roney (Family membership) Proposed John Wilmer; seconded Peter Pickering; Accepted

Alan Schultz – Proposed Trevor Carter; seconded Tony Sitters; Accepted

Graham Philips – Proposed Richard Ash; seconded John Hansford; Accepted

**Minutes** of previous meeting: Moved by David van der Linden and seconded by Tony Sitters; Carried.

Outstanding Actions and Business arising: Nil

### Correspondence in:

Hire form for Swapmeet venue

Post Office box renewal

Telstra bill for club phone number

Invitation to exhibit at Caulfield

### Correspondence out:

Nil

### Business from corres:

Brief discussion about Caulfield.

**Finance:** Financial statements presented – see attachments

Accept financial report: Moved by Gordon Chaplin and seconded by Trevor Carter; Carried

### Reports:

**Exhibition Layout** – List for AMRE posted for names to be added. The list for Stawell is overflowing with too many names. Peter Pickering asked who would be interested in Caulfield with only four members indicating.

**Club Layout** – The first of the large yards are in place after the wiring was finished to a point. Dean will be away for three weeks.

**Social** – Matt promoted the extra prizes at the May general meeting. He announced there will be a door prize as well. Anniversary Dinner will be at the Maylands Hotel on the 23<sup>rd</sup> May.

Peter Pickering asked if absent members will be able to buy raffle tickets. The answer was yes as the tickets for sale will be for a specific prize.

**BufferStop** – Peter asked if anyone else had trouble downloading the magazine. It was that Ben Adamson, now looking after the website, had made a slight change but all is back together now. Peter mentioned the article by John Henderson and the one on Terry Meads.

The “Where Is It?” competition was won by Peter Carter.

**Library** – Allan asked that members do not bring food and drink into the library and to not use the wastepaper bin for food stuffs or wrappers. He also asked that member do not change the printer settings.

**Maintenance** – Bob Houston has made some frames for stacking and moving the chairs around the clubrooms.

**Bulk buys** – Don asked for members to provide him with their shirt sizes so he knows what to order.

### Special Events –

**Swapmeet:** Terry Meads reported that there were only 48 tables booked this time. There will be three tables for the commission sales. Colin Barnes will again coordinate the sausage sizzle and Richard Ash will issue out the name tags. David van der Linden asked that the traders be required to wear their name tags until they are finished packing their goods and are about to leave.

### AMRE –

Allan reminded the members to get their names on the list or they won't be getting a name tag and will need to pay for entry.

### General Business:

**Paul Mackinnon** was awarded the newly created **Des McAuliffe Master Modellers Award for Dioramas**

**Trevor Carter** spoke about Des wanting to cover the cost of the actual award be it a plaque or trophy. He also mentioned another lot of books from Des for members to have.

**Tony Sitters** spoke about the passing away of Dean Harvey and that he also read that Trevor Triplow passed away. He and others then reminisced about Trevor while he was a member of the club.

**David Jameson** asked about the confusion over the recent news that Rob Partington had passed away. The error was explained with an assurance that the Rob Partington known to SARMA is alive.

**Peter Pickering** explained the Buffer Stop box for the benefit of the newer members of the club.

**Membership** renewal forms will be available next month due to a printing error.

**Jeremy Kemp** had another lot of bags for members to take.

**Show & tell:**

**Chris Reynolds** – A ScaleTrains N scale model of Union Pacific's GTEL 8500 "Big Blow" locomotive set.

**Allan Norris** – Scratchbuilt 4400 brake van by Dwayne Norris. Also a couple of Noel Potters Brill car kits converted to workers away cars and a Commonwealth Railways food and drink car on the Tea and Sugar train.

**Trevor Carter** – Cartowie Meats building for the club layout, a heavily modified building with a custom stock ramp going up to the first floor. He also showed the stockyards built to go alongside on the layout. The fencing was made using a CNC milling machine.

**Trevor Carter** – Advertising cars and elephant cars for his circus train. Trevor also spoke about the history of the real cars and Ringling Brothers Circus and that they have finally closed down.

**Matt La Vista** – A new model from Oxford Diecast in the form of a "Coopers Brewery" truck.

**Raffle:**

Green R89 Terry Jomartz ACM Station Kit  
Green R44 Richard Ash Voucher – Junction Models

Green R35 John Venning British Railway Book  
Green R69 Bob Fleet Voucher – Aztronics  
Pink V09 Paul Mackinnon Lineside kit  
Green R05 David van der Linden  
Railmac book - Jumbos  
Pink V35 David Baird Electronic sign  
Green R68 Bob Fleet Glue  
Pink V45 Michael James Scenic material  
Green R49 Richard Ash Steam DVD  
Green R98 Graham Nixon Scenic items - Dust bins  
Pink V96 Roger Wheeler Book – Northern Line  
Pink V32 David Baird Scalpel knife  
Apricot X30 Tony Sitters  
Scenic items – Park Benches

**After meeting activities:** David Pendrill spoke about the history of his latest model of the North Adelaide Railway Station.

Meeting closed at 10:07pm



**ACM AUSSIE CARD MODELS**  
HO and N Scale Architecturally Designed Buildings for Australian Railway Modelers

*We have a huge range of classic Australian buildings to suit all layouts*


- DWELLINGS
- GOODS SHEDS
- INDUSTRIAL STRUCTURES
- RAILWAY STATIONS
- RETAIL SHOPS
- FARM BUILDINGS
- CHURCHES & CHAPELS
- SCHOOL HOUSES
- FENCES, SHELTERS
- TRACKSIDE BUILDINGS



### 50 Years Ago: April 1967

DAS

**President: Bill Coles**, Vice-Presidents: Don Willshire, Ray Stratton, Secretary: Trevor Carter, Treasurer: Peter Beck, Librarian: Alan Aldous Committee Members: Bob Irvine, Len Venus, Geoff Barnes, Editor: Tiny Edwards, Sub-Editor: David Condon.



**The Front Cover** The on-going line drawing series shows a 500 class steam locomotive (with plenty of black smoke) steaming across the page.

**Annual Club Picnic:** The picnic, held at Tea Tree Oval on April 2nd 1967, got away with a good start for the inner man. If all the snags, chops, steaks, eggs, onions and tomatoes were placed end to end they would stretch all the way round the layout tracks!! WOW, can you blokes put it all away!

With the fireboxes well stoked, the crew settled down to a good afternoon of races, contests and softball, climaxed by the SARMA Sheffield.

**Results from the April Annual Picnic:** (One for the older members--who might remember names - and put faces to them). Winners/place-getters:

**(Under 4's)** 1st: Roger Kitto, 3rd/4th: Wayne Sitters, Leoni Sitters.

**(Under 6's)** 1st: John Coles. **(Boys/Girls 7-9)** 2nd: Peter Carter.

**(Girls 5 - 6)** 1st: Caroline Page, 2nd: Patricia Carter.

**(Girls 21 - ? ? ?)** 1st: Betty Page, 2nd: Josie Gordon 3rd: Anthea Redway.

**SARMA Sheffield:** 1st: Len Redway, 2nd: Roger Wheeler, 3rd: Tony Hill.

**Softball:** Trevor Carter's team beat Paul MacDonald's team 14 to 8.

(Casualties): Kath Coles -- eating meals off the mantle after a heavy slide into 3rd base. Tony Hill -- a new set of choppers after trying to catch a ball with them.'

### 40 Years Ago: April 1977

TS

**President: Trevor Carter**, Vice-Presidents: Allan Kitto, Vic Kollosche, Secretary: Bob Irvine, Treasurer: Barrie Mackinnon, Social Organiser: Don Snow, Librarian: Tony Sitters, Layout Engineer: Keith Norgrove, Record Keeper: Rob Burford, Editors: Elliott Johnstone, Peter Ziegler

#### Programme:

Wednesday, 13.4.1977 – Annual General Meeting – Election of Committee for 1977/78. Master Modeller Award – Slides of Port Lincoln Area, Peter Ziegler.

Friday, 15.4.1977 – Construction Night – ‘Island Platform Shelter’.

Sunday, 17.4.1977 – Work Party – Club Rooms.

Wednesday, 20.4.1977 – Layout Construction.

Wednesday, 11.5.1977 – General Meeting Night.

#### Committee Notes:

Matters of interest from Committee Meeting held on Friday, 26 March, 1977 -

21st Birthday Dinner – June, 1978.

Tentative arrangements are being investigated for a Special Train Dinner. The Dining Car “Adelaide” to be utilised – Adelaide – Nairne and Return. 48 persons, 1 sitting \$24.00 per head excluding drinks. Restricted to Members and Partner.

#### Club News:

Birthday Dinner – To be held at the Highbury Hotel, Lower North East Road, Highbury, Saturday, 25 June, 1977 – 50 persons – A la carte menu

Toilet Facilities – Permission has been granted by STA/ANR for Members to use the toilet and ablutions area at the rear of the house located at the rear of the Club Rooms. The toilet area will be open on Club Meeting nights, at other times, the key will be located behind the door in the main building. All Members are requested to confine themselves to the ablution area only and to use the facilities with care and respect.



### 30 Years Ago: April 1987

PP

**President: Rob Burford**, Vice-Presidents: Austin Balnaves, Bill Lewis, Secretary: Tony Sitters, Treasurer: Don Snow, Layout Dir: David Jameson, Layout Liaison: Geoff Pearson, Maintenance: Brian Woods, Social: John Willmer, Librarian: Dean Jackson, Editors: Michael Partington, Alistair Whibley

**Cover:** The driver of AN847 (leading 4201 on N° 409 freight) watches as “Southern Aurora” with 42211 and a 44 in charge storms through Bargo - photo Graham Cotteral 22/8/78

**“A Tale of Two Bridges”:** John Parkes presented an article on two small bridges on the Renmark - Barmera line that would make interesting modelling projects.

**“Observations of AN Diesel Locomotives”:** John Looker recorded and photographed the variations of various locos. Very observant our Mr Looker (there’s a pun for you!).

### 20 Years Ago: April 1997

PM

**President: Trevor Carter**, Vice President (Administration): Peter Carter; Vice President (Special Projects): Tony Sitters; Secretary: Brian Leaney; Treasurer: Don Snow; Layout Director: John Willmer; Modular Layout Director: Phil Hart; Maintenance Director: John Doherty; Social Director: Paul Mackinnon; Librarian: Barrie Mackinnon; Editors: Bernard Martin & Edward Jackson

**Front Cover:** Whib’s LGB layout on display at Port Pirie.

**Layout Report:** Last length of track at Burra was installed before Easter, which means a complete circuit is now possible (if trains are operated with any other means of propulsion than electricity). Marking out at All-points and Yonda is finished and cork laying is underway. Electricals are now being installed in the Peelinna to Strathowie Section.

**Article:** Improved Twin-Coil switch machine control – Part 4 (Continued from December, February & March) by Ainsley Brittain.

**Article:** Maintenance of Way vehicle in LGB by Whib.

**Article:** Digitrax DCC by Peter Carter

### 10 Years Ago: April 2007

DVL

President: Hugh Williams; Vice Presidents: Roger Wheeler, Iain Kennedy; Secretary: Peter Pickering; Treasurer: Karl Eichinger; Layout Director: Dean Schluter; Exhibition Layout Director: Bob Houston; Social Director: Barrie Mackinnon; Maintenance Director: Dean Schluter; Librarian: Allan Norris; Editors: Chris Marlow, Harry Rush.

**Cover photo** shows an odd combination on Florey Springs

**Serious Fun** by Chris (Marlow?)

**The FTDY Fuel Tanker** by John Looker

**Refurbished Overland** to start running again by Hugh Williams

**Fencing** by Richard Ash

**ATHEARN-Genesis F3A/B** set Freight/DCC&Sound \$490.00 at Woodsy’s

**Post Office cars** of the SAR by Hugh Williams




# Fitting Replacement Lima Motors

Andrew Timmins

I thought for some members who, like me, may have several Lima locos with their original mechanisms and the cost to replace them with a better mechanism and chassis is cost prohibitive. The original mechanisms would rarely move at low speed and low power, and then as you slowly increase the power your loco suddenly disappears into the sunset! Help is possibly at hand; good replacement motors are available from EBAY; seller Oldmangordan or by contacting [bwmrbailey@yahoo.com.au](mailto:bwmrbailey@yahoo.com.au).

The motors come with detailed instructions and I found them helpful, however I didn't want to use super-glue in case a motor should fail; there's always one! So, I've detailed how I installed the motor into my NSW 4469 and NSW 42210. Some will ask why? My answer: At \$25 each for motor and gear, why not?

The tools and other things you need. Replacement motor, double sided foam tape, insulation tape, screw drivers, soldering iron, Dremel or file, cutting blade and ruler.



First, test the new motor before installation. Common sense! Remove the body from the chassis and place it somewhere safe away from the work area, but not so safe that you can't find it again! Modeller's time warp! Disconnect wires to motor and pick-ups.


Remove the power bogie from the chassis, by unscrewing the 2 screws on the underside of the bogie. Lift out the motor and gearing frame; put the side frame and screws in container for later.

Remove the motor by unscrewing the 2 screws on the holding plate to free the brushes, springs, rotor and round magnet. Getting the magnet out of the motor bay can be an effort, depending on how strong the magnet is. For me, one was easy and the other, after the use of a few choice words, it was seen flying off into the Modeler's Time warp to be found 2 days later by accident.

The picture, left, shows the disassembled motor

The new motor is smaller than the motor bay, but too large if the magnet were to remain in place. So how to fill the space? The foam double sided tape comes to the rescue. Cut the tape into 2 strips 80mm x 6.5mm wide and 1 strip 90mm x 6.5mm.

Wrap the leading edge of the motor casing, parallel to front face, with the strips. Be careful not to cover the wires, and cut the ends of the layer so they are flush. Remove the paper and repeat with the 2<sup>nd</sup> layer. The 3<sup>rd</sup> layer, however **leave the paper on** and test fit into the bogie. It is a snug fit, **so don't remove the paper**, unless you want to have a fight getting it out and you will reduce the adhesive. Common sense!



I found putting the bottom edge of the casing over the centre axle first, was easier when installing the motor.

The wheels and gears should now rotate easily with little effort or restriction when pushed across the mat.

You will see on the 3 axle bogie, the middle axle just touches the motor casing. If I didn't have either the 3 axle bogie or the pizza cutters wheels then I probably wouldn't need to do the next bit! But I did!



Remove the motor, **remember paper protects**, and grind/file away part of the casing, I used a Dremel with a grinding bit @ 8000 rpm. I wanted maximum control with no other damage.



The area, ground away was about 7mm long x 6mm wide, (touched the tape), x 1.5mm depth, (just so cracks begin forming on the thinning metal casing).

Cut a strip of insulation tape, 10mm x 6mm and attach to the ground area to insulate and protect the casing from possible wheel strike.

Again, test fit the motor back into the bogie, so that the wheels are free of the casing. When you're happy with the fit, remove the motor to remove the paper. Common sense. Then install and pressing into place, ensure that the wheels and gears are engaging and rotating easily; oil as you go.

Install the bogie and side frames back into the chassis. Reconnect the wires to the motor and pickups and/or DCC chip. Reattach the body and you're finished for your loco to run on your DC or DCC layout.

I have found the motor control at low speed very good and the pulling power has also increased. As I mentioned before, the next thing is to either replace, grind or turn down the pizza cutter wheels. ■



Hope this has been of some interest for members.

Andrew ■

It's been four years since I began my small layout here in Brisbane. It's nearly finished now, apart from scenery detail. Also getting two turntables operating. And possibly getting around to installing signals, and lights in buildings.

### Point Motor Switches



I decided not to have a central control panel, but to put switches near the points, as on the club's old exhibition layout, using this process:

I drew the track plan on some 1 mm styrene sheet, and marked the location of the push-button switches. I then screwed the styrene sheet to the fascia of the layout.

I drilled 2 mm pilot holes for the switches, using Peter Pickering's Patented Perpendicular Procedure to line up the drill. (See [The Buffer Stop](#), Sept 2009, page 15).

Then I removed the styrene sheet, and (a) drilled a hole through the fascia to take the body of the switch, and (b) drilled a smaller hole through the styrene sheet to take the top of the switch.

Finally, I replaced the styrene sheet onto the fascia and installed the switches.



### Scenery Base


I've found that fibreglass flywire makes a good base for scenery. It seems to take up natural-looking contours.



In a craft shop I found plaster-impregnated cloth. I cut it into strips about 6" x 1", soaked them in water, and applied them over the flywire base.

Then I applied soupy-thick plaster over the strips (spraying them wet again first or the plaster dries and stalls on the spot) and added rocks cast from rock moulds.

I painted the rock faces using very much diluted acrylic paints from a craft shop.



### Murphy Strikes Again

The layout isn't quite finished, and already I have found problems.

Some locos started to derail at a module join. A couple of attempted fixes didn't work, and I had to replace the track - and the ballast - on both sides of the join.

A Powerline 830 has less than ideal pickups: one rail from one bogie, and the other rail from the other bogie. My 830 stalled on a 3-way point, because one of the Peco switches underneath was playing up. I had to remove a tunnel cover to get to it and spray it with RP-7, which eventually got it working again. I salvaged a fair bit of stuff from my layout in Adelaide including track, points and point motors, most of which have been trouble-free. But I discovered early on that the Peco switches that fit underneath the point motors caused so much trouble that I replaced them with new ones.

While I was working on the points, my grand-daughter was driving a 930 around the lower level of the layout. It stalled at the entrance to a dead-end siding. A check with a multimeter showed that one rail now had no electrical connection to it. It was connected to the next rail with a metal joiner, and also there was a dropper wire soldered to it, and both had failed. Relocating and re-soldering the dropper has solved that one. ■

## The Woes of Queensland Rail

Chris Marlow

QR has a new CEO to try to solve its problems, which aren't going away. He used to run Melbourne Ports and hasn't run a railway before.

There is an order for 75 new suburban electric train costing \$4.4 billion (that's \$59 million for each 6-car set). The order was placed by the previous government with a consortium involving Bombardier, and everyone assumed that they would be built by Bombardier and EDI at Maryborough. But they are being built in India. Thirteen sets have been delivered and the Government has ordered a halt to further deliveries and refused to make any payments until problems are fixed.

Some have been delivered with tonnes of parts still to be installed.

They have a problem with uneven braking.

Air conditioning and ventilation are not adequate.

Both the driver's seating position and the position of controls have to be moved.

The doorways between carriages do not meet Australian standards: they are too narrow for wheelchairs.

All the platforms at 143 stations in the metropolitan network must have new stop markers installed because of sighting problems from the driver's cab.

At Cairns, the most senior driver in the far north has been suspended after being charged by the police with masterminding a marijuana trafficking network following an investigation that began in 2014. In early March he was due to conduct an internal QR Code of Conduct review on his fellow train drivers, which includes mouth swab drug tests and signing a strict "no drugs" policy.

The shortage of drivers on the metropolitan services will last two more years. New timetables are in place, giving fewer services than a year ago. There are predictions already of problems when the Commonwealth Games are held on the Gold Coast next year. At least, drivers from other systems are now being allowed to apply; previously, applications were considered only from existing QR employees.

Since October, QR has spent \$10.4 million in driver overtime, and \$4.2 million on replacement buses and taxis for stranded passengers. The CEO who quit got a \$160,000 severance payment. Experts are working out how to reduce the 18 month driver training time to 9 months. Experienced drivers from elsewhere are still having their applications held up. The Commonwealth Games will be held at the Gold Coast next year, and additional rail transport is vital to their success. ■

**SARMA 60<sup>TH</sup> ANNIVERSARY BIRTHDAY DINNER**

**SATURDAY 27<sup>TH</sup> OF MAY, 6PM**

**MAYLANDS HOTEL 'REGAL ROOM'**

**67 PHILLIS ST, MAYLANDS SA 5069**

**PLEASE CONTACT MATT TO HAVE YOUR NAME ON THE LIST!**

There were 27 traders, amounting to 48 tables, including eventually, 4 commission tables.

As 2 of 3 newcomers cancelled at the last minute, one of those tables was used for commission sales, the other was given to another newcomer at cost. Attendance by the public amounted to 235, which seems to be a little above average.

Unusually, bookings for trading tables were way down from our last event of 63 tables. At least 4 of our regulars, who usually use 10 tables between them, had or were waiting for medical operations. Other regulars did not give a reason for absence. The set-up this time, with the usual 28 tables around the edge, reverted back to a large rectangle of other tables along the centre of the hall. This plan can only accommodate 50 tables.

Again, results of where people had seen the event advertised were compiled by Matt conducting another survey, with flyers being the most effective in shops and other swap meets. Peter P's efforts of putting road signs in the area resulted in 11 in the survey. A sheet showing more details should be available at the next meeting.

We advertised in 2 editions of the Saturday Advertiser before the event, with the usual flyers in at least 18 hobby/toy shops and two websites. Tony Sitters kindly arranged for the event to be mentioned on a local radio station. Our thanks go to him once again.

I would like to thank PeterP for his help with preparations and in arranging the date with the school and placing corflute signs in the local area. Also Gordon for acquiring the keys and unlocking and securing the premises after the event.

Also, using our revised distribution of name tags, thanks go to Richard Ash for checking in every 'trader' against bookings. In the past, people have wandered in and taken tags off the tables and worn them to avoid being challenged, instead of waiting until 10am when the public pay to be admitted. Also thanks to Matt for doing the survey and other members managing the commission tables, also the Barnes team out the front for providing their ever popular sausage sizzle. Not forgetting members selling tickets. Thanks also to members for their assistance with flyer delivery, table set-up/clearing up, parking/unloading and help on the "commission sales" tables.

Again, my thanks to all members involved which, as mentioned above, helps to make our event one of, if not, the best.

I might add that we run this event on a formal booking, where signed application forms have to be completed with acceptance of the rules. Full payment is required 2 weeks before the event, with a late fee after the due date, as the floor plan has to be drawn up and tables hired in advance.

(Most other events of this nature take verbal bookings and payment on the day of the event). Which I have observed, is open to abuse.

The next swap meet is planned for 17th September 2017. ■



## SARMA SALES



See Don Worby


|                                                                 |              |
|-----------------------------------------------------------------|--------------|
| SARMA Pin Badges                                                | \$7.00       |
| "Rails and the River" Medallion                                 | \$10.00      |
| Bogies: 40 ton Round Lid, Solid Wheels                          | \$13.00      |
| Bogies: ANR XC                                                  | \$13.00      |
| W Car Bogies                                                    | \$11.80      |
| SEM Axles 10.5 x 25 mm                                          | \$2.30       |
| SEM Axles 10.5 x 26 mm                                          | \$2.30       |
| SAR M Van (BGB) Kit Includes<br>Bogies & Couplers               | \$35.00      |
| SAR M Van (BGB) 5 Wagon Bulk Kit<br>(No Bogies and no couplers) | \$85.00      |
| SAR D van kit                                                   | \$19.00      |
| DCC Decoders                                                    | \$25.00 each |

|                                         |         |
|-----------------------------------------|---------|
| Kadee #148 Whisker Couplers             | \$6.00  |
| Kadee #158 Whisker Couplers             | \$5.00  |
| Delrin Bearings                         | \$5.30  |
| 11'6" Underframe Kits                   | \$6.30  |
| PVA Glue, 2 litres                      | \$20.00 |
| PVA Glue, 1 litre                       | \$10.00 |
| No. 2 self tapping screws, packs of 50: |         |
| 4.5 mm                                  | \$3.50  |
| 6.0 mm                                  | \$4.00  |
| 9.5 mm                                  | \$5.00  |
| 2-56 UNC 3/8" pan head screws (pack 20) | \$4.00  |
| 2-56 UNC nuts (pack 20)                 | \$5.00  |
| SARMA Shirts (do you have one?)         | \$30.00 |
| Club Stubby Holders                     | \$5.00  |

# AZTRONICS

Your Local Electronics Stockist

**MODEL RAILWAY ELECTRONICS SUPPLIER**




**MAGNIFIERS**



**TOOLS**



**LEDS  
LED STRIP**



### AZTRONICS PTY LTD

170 Sturt Street, Adelaide, SA 5000  
 ph) 08 8212 6212 Fax) 08 8212 4212  
 www.AZTRONICS.com.au

## LIBRARY REPORT

### *Recent Additions to the Library*

Australian Railway History - Apr 17

A M R M - Apr 17

Model Railroader - Apr 17

### *CHARGES*

*Magazines: 50c; Books: \$1-2; DVDs: \$1 per month; then 50c per item until returned*

*Allan Norris, Librarian*

# Where is it?



COPYRIGHT: R CURRIE

**The main picture is the April pic.  
The inset is March's pic, which will be drawn at the  
April GM (That's tonight if you've just picked up  
your Buffer Stop from the clubroom).  
Mark your form with the appropriate month.  
Last month's picture was at  
Heidenreich's Salisbury Flour Mill**

---



7MP7-3 Dry Creek  
Jeremy Kemp

April 2017

The Buffer Stop

15



# Noel's Pottering

Beebangera N.S.W



Barmedman N.S.W



7340 at Griffith  
(Manildra complex)



Junee



Barnawatha Vic



7MA8 Murtoa

# A Day out in Milang and Clayton

PeterP

Back on the 18th of February, the Milang Railway Museum had one of their regular open days, and coinciding with that, Peter Lucas had one of his own just down the road at Clayton. This enabled city visitors to kill two birds with one stone. I'll write a fuller article when I have a few more pages to spare. In the meantime I've selected just four pics to, hopefully, whet your appetite.



Above, we have a model based on "Sandfly" on Peter Lucas' "Darwin" layout, a view of which, is seen below. At top-right, we have a 1941 Smithfield BEV battery locomotive which is used to push up to four wagons along the track (2' gauge, I think) at Milang. Inside the shed which houses this loco and other rolling stock, is a working model railway with a saddle tank and a handful of wagons (bottom photo), along with pictures and other displays. There are a couple of related photos on the page 24. ■



# Somerset MODELS

Shop 1/7 Walker Place  
Gawler S.A. 5118  
Ph : (08) 8523 2913

sales@somersetmodels.com.au



**\*NEW\*** Australian Hand Crafted Flowering Tufts  
to suit N and HO/OO Scale in a variety of colours  
16 Tufts per box for \$7.95

- MP Scenery
- Aussie Truck Models
- Static Grass & Applicators
- Oxford Cars
- Gem Fleetline
- Metcalfe
- Walthers Kits
- Peco Track and Accessories
- Promotex / Herpa Trucks
- Noch
- Plastic Kits
- Hornby Starter Sets
- Plus Much Much more!

Come Visit us today and receive 10% off instore when mentioning this ad...  
Email and Phone Orders Welcome - 08 8523 2913

**WWW.SOMERSETMODELS.COM.AU**

1403 Wine Train  
Dry Creek Triangle  
10-3-17  
Jeremy Kemp






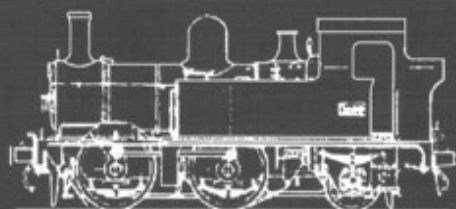
# Junction Models

Shop 4, 449 Main North Road, Enfield Plaza, Enfield 5085

Phone 08 8349 7464 Fax 8349 7463

Email: [brian@junctionmodels.com.au](mailto:brian@junctionmodels.com.au)

Web site: [junctionmodels.com.au](http://junctionmodels.com.au)



## Specials for April 2017

|                                                       |          |
|-------------------------------------------------------|----------|
| Graham Farish N scale Depot Master Train Set          | \$199.00 |
| Bachmann Emily Set                                    | \$255.00 |
| Bachmann Ringling Bros/Barnum & Bailey HO set         | \$220.00 |
| Bachmann Durango HO Train set                         | \$295.00 |
| AMRM CDs Vol. 12, 13,14,15,16, 17                     | \$22.00  |
| New Junction Models Controller (DC 2A)                | \$80.00  |
| New Walthers stock cars, hoppers, tank cars & reefers |          |
| Now carrying Haskells HO & On30 Australian models     |          |
| Hornby Flying Scotsman Set                            | \$310.00 |
| Several New Hornby Locos & Wagons in stock            |          |
| Noch Scenery Products                                 |          |

|                                                                                 |          |
|---------------------------------------------------------------------------------|----------|
| Walthers EMD SW1 HO switching locos various                                     | \$140.00 |
| Powerline Vline H class .....                                                   | \$265.00 |
| Powerline 48 class                                                              | \$280.00 |
| Hornby Master of the Glen set .....                                             | \$322.00 |
| Lenz DCC SET010                                                                 | \$430.00 |
| Lenz DCC SET100 .....                                                           | \$599.00 |
| HO Brill horsebox trailer kit                                                   | \$140.00 |
| HO SAR 500/600/700 coach kits .....                                             | \$170.00 |
| San Mateo Line signals kits and ready-to-place                                  |          |
| SAR Model Co 800, 850 & 860 car kits back in stock.                             |          |
| SAR Model Co Redhens - in stock                                                 |          |
| SAR 250 Bluebird kit                                                            | \$195.00 |
| Frateschi Coaches, Wagons & Building kits                                       |          |
| KD clear decal paper .....                                                      | \$21.95  |
| GSI aqueous paints, 96 standard colours (\$3.95) plus 4 fluoros and 8 metallics |          |
| Woodland Scenics stand with new items                                           |          |

*Cheers from Brian, Vic & Matt*

*SARMA members receive 10% discount except on books, DVDs & DCC items*



## End Of The Line Hobbies

We have received the following from EOTLH. They will be sorely missed.

*Hi, just a quick note to let you know that End of the Line hobbies is closing down. They are having a 25% off sale of everything except for Strath Hobbies kits. Only 9 weeks to go (as at the end of March).*

*A couple more of Noel's photos to fill the space left by the EOTLH ad*

2182s arriving Viterra Outer Harbour  
22.2.17



Dept Tocumwal




# Show 'n' Tell

More details in  
minutes, page 5

Photos by Dave Boyce





Previous page:

Trevor Carter's Cartowie Meats building and stockyards for the club layout

The latest Aussie Card Kit - North Adelaide Railway Station

Other Aussie Card Kit models on display

This page:

Dwayne Norris' scratchbuilt 4400 brake van. Also a couple of Noel Potter Brill car kits converted to workers away cars and a Commonwealth Railways food and drink car from the Tea and Sugar train.

Chris Reynolds' A ScaleTrains N scale model of Union Pacific's GTEL 8500 "Big Blow" locomotive set.





Ex SAR diesel 351 and other paraphernalia greet visitors to Milang Rail Museum

## Further to a Day out in Milang and Clayton

A pair of magnificent GWR observation coaches on Peter Lucas' garden railway



*Mote Noel's*

Viterra Outer Harbour  
22.2.17



Arriving Harefield



Combaning NSW



Towards Donald



Same locos different owners G&W grain SCT PG1 Gladstone



Departing Cootamundra

