

SOUTH AUSTRALIAN RAILWAY MODELLERS' ASSOCIATION INC.

PROMOTING THE HOBBY IN SOUTH AUSTRALIA  
SINCE 1957



*The Iron Bridge at Ironbridge, Shropshire*

INSIDE

The Iron Bridge  
Clubroom Layout Report  
Tailem Bend Work Day  
Photos and Notes from the  
Stawell Model Railway Show  
Noel's Pottering

## Contents

3	Editorial & Miscellaneous (Mug shots)	19,20	The Iron Bridge
4,5	General Meeting Minutes	21,22	Tailem Bend Work Day
5	Member car sale	23	Junction Models Ad
6,7	Buffer Stop Archives	24	Somerset Models & Aussie Card Models Ads
8,9	SARMA Clubroom Layout Report & Printer notes	25,26	Show n Tell
10,16	Stawell notes and photos	27-29	Noel's Pottering
17	Where is it ?	30	San Mateo Line Ad
18	SARMA + Aztronics Ads + Library Report		

### Diary

<b>Wed 9 Aug</b>	<b>General Meeting - PeterP's UK trip photos</b>
Wed 16 Aug	Work night
Wed 23 Aug	Work night
Wed 30 Aug	Work night
Wed 6 Sep	Work night
<b>Wed 13 Sep</b>	<b>General Meeting Maybe the remainder of Tony Sitters' Video</b>
Wed 20 Sep	Work night
Wed 27 Sep	Work night
Wed 4 Oct	Work night
<b>Wed 11 Oct</b>	<b>General Meeting</b>
Wed 18 Oct	Work night
Wed 25 Oct	Work night
Wed 1 Nov	Work night
<b>Wed 8 Nov</b>	<b>General Meeting</b>



Down the Track  
& Over the Hills;  
Exhibitions, etc.

**September 2 Adelaide (Flinders)  
Modelling the Railways of  
South Australia Convention**

September 7-10 Adelaide (Reynella)  
National N scale Convention

September 9,10 Broadmeadow (NSW)  
& McLaren Vale Uniting Church

September 16,17 Adelaide (Hope Valley)  
NMRA Convention

**September 17th- SARMA Swapmeet,  
Windsor Gardens**

Sept 30, Oct 1 Liverpool (NSW)

**October 1,2 Clare Hobbies Alive Festival**

October 28,29 Gold Coast (Qld)

**November GM- 'Imaginary Model'**

November 25,26 Milang

Sales to members of  
a large amount of  
rolling stock from a  
deceased estate will  
soon be available

### JOHN'S HANDYMAN SERVICES

- General Home Maintenance
- Gardening
- Painting
- All Odd Jobs



**0428 294 859**

ABN 89 954 074 379

### Front Cover: Photo PeterP

**Built in 1779, with neither bolts nor rivets, the Iron Bridge  
stands today as a magnificent piece of industrial architecture.**

**See, also, page 19**



**SARMA Inc.** meets on the **SECOND WEDNESDAY** of each month at 7.30 p.m. in the ‘**Log Cabin**’ building on Lyons Road, Dernancourt, at the corner of Balmoral Road. Work nights are held on other Wednesday nights in the clubrooms adjacent to the log cabin. See the Diary on Page 1 for details.

**UBD Map 96 Ref D12 or Gregory’s 148 J12**

**Membership rates 2016 – 2017**

Joining Fee:	\$10.00	Country (BufferStop posted):	\$50.00
Full (age ≥ 18):	\$60.00	Country (BufferStop via internet):	\$45.00
Family:	\$60.00	Student (full time; age ≥ 18):	\$45.00
Junior (age ≤ 17):	\$30.00	Corporate:	\$100.00

**The Membership Year runs from 1 April to 31 March.**

Quarterly pro-rata rates apply to new members after 30 June each year.

**All correspondence and membership enquires** should be addressed to:

The Honorary Secretary, SARMA Inc., P.O. Box 4, Prospect, S.A., 5082.

SARMA Telephone InfoLine: (08) 8411 5500

Visit our web site at <<http://www.sarma.asn.au>> for more information and a membership form.

Webmaster: Ben Adamson via [webmaster@sarma.asn.au](mailto:webmaster@sarma.asn.au)

**“Buffer Stop” Contributions**

**Email address: peterp23@bigpond.com and lavip51@gmail.com (please send to both)**

We welcome contributions from members. Articles and photographs may be emailed to the address given above; they can also be submitted on paper. Members who forward articles written by, or photographs taken by, a third party need to obtain permission for their publication. Contributions may be subject to editing. Neither the Association nor the Editors accept any liability for the content or presentation of notices, articles and advertisements submitted for inclusion in the Buffer Stop other than those submitted by the Committee on behalf of the membership. Nor do the Association and the Editors necessarily subscribe to the views expressed or implied by contributors. The Editors reserve the right to refuse acceptance of any material considered unsuitable for publication. Material may have to be held over to a later edition. Articles may not be copied or reprinted without the permission of the respective authors.

Original articles in this publication may not be copied or reprinted without the permission of the publisher.

Advertising rates (per issue): full page \$40, half page \$20, quarter page \$10.

**The deadline for the September issue is FRIDAY 18 AUGUST**

**Committee Members 2016 – 2017 (Recent changes in bold)**

<b>President:</b> Fred Leaper Phone: 8263 1107 email: fleaper01@gmail.com	<b>Layout Director:</b> Dean Schluter Phone: 8336 1802 email: dean.schluter@bigpond.com
<b>Vice President (Special Projects):</b> Hugh Williams Phone: <b>0422 817 054</b> email: hswilliams32@gmail.com	<b>Exhibition Layout Director:</b> Bob Houston Phone: <b>0428 816 812</b> email: <b>bobhouston5@bigpond.com</b>
<b>Vice President (Administration):</b> Roger Wheeler Phone: 8356 9044 email: rawheeler.grange@hotmail.com	<b>Maintenance Director:</b> Don Worby Phone: 0408 855 038 email: atmrg@live.com.au
<b>Secretary &amp; back-up AMRE Rep:</b> David Vander Linden Phone: 0419 847 619 email: david@vanderlinden.id.au	<b>Social Director:</b> Matt Lavista Phone: 0429 070 084 email: lavip51@gmail.com
<b>Treasurer:</b> Gordon Chaplin Phone: 8261 9736 email: gordon.chaplin@bigpond.com	<b>Editors:</b> Peter Pickering Phone: 8344 7625 email: peterp23@bigpond.com Matt Lavista Phone: 0429 070 084 email: lavip51@gmail.com
<b>Librarian &amp; AMRE Representative:</b> Allan Norris Phone: <b>0401 239 942</b> email: addnor@optusnet.com.au	

**Other positions held by SARMA members:**

**AMRE Deputy Convenor:** Richard Ash Phone: 0488000791 email: dickyboyz99@gmail.com

**AMRE Secretary:** Chris Symons Phone: 0407 975 110 (after 2.30pm) email: c-symons@hotmail.com

**AMRE Treasurer:** Tim Leach Phone: 8289 5574 email: tim.leach@qbe.com

The Library may be accessed in the adjacent clubrooms before the club meeting.

# Editorial & Miscellanea

## Welcome to the *AUGUST* Buffer Stop

**W**e've had a number of new members in the last few months and I, for one, have difficulty putting the right name to each face in some cases. It's also difficult when you attend on Tuesdays and they attend on Wednesdays, and vice versa.

So at a recent Tuesday work day, I decided to photograph six members who might not be familiar to some. At the GM I would like to catch those newish members who appear on Wednesday evenings, including General Meetings. ■

*Peter P*



Graham Phillips




Chris Mutton



Trevor Marsh



Noel Elliot



Brian Fanshaw



Kelvin Brinkley



## EDITED MINUTES OF THE GENERAL MEETING HELD AT DERNANCOURT ON 12th JULY 2017

**Meeting opened** at 7:30pm. Chairman: Fred Leaper

The chairman welcomed everyone present including a special welcome to Don Snow who first attended a SARMA members meeting 60 years ago.

Members present: 44

Apologies: 10

New Members: Noel Elliot, nominated by Dean Schluter and seconded by Trevor Carter, accepted.

Brian Fanshaw, nominated by Tony Sitters and seconded by Terry Jomartz, accepted.

**Minutes** of previous meeting: Moved by Trevor Carter and seconded by Brian Woods; Carried.

Outstanding Actions and Business arising: Nil

**Correspondence in:**

Model Railroader – Aug 2017

**Correspondence out:**

Letter of thanks to George Rogers for donation of Railway plans, books and drawings.

**Business from corres:** Nil

**Finance:** Financial statements presented .

Accept financial report: Moved by Gordon Chaplin and seconded by Tony Sitters; Carried

**Reports:**

**Exhibition Layout –**

Strathburn was awarded the best layout at the Stawell Train Show by both the exhibitors and by the public. The weekend went very well without any major problems.

**Club Layout –**

Dean is happy with the progress and has now completed another of the semaphore signals donated by Bill Dick.

**Social –**

Due to the absence of the social director there was no report and the special raffle prizes were held back for the next meeting.

**BufferStop –**

Peter had nothing much to say about the magazine but didn't think the "Where is it" quiz is working very well. It was then explained that the location would have come from a picture in a Buffer Stop from the last twelve to eighteen months and he was looking more for the caption as the answer.

Dean reported that the new printer was working very well.

**Library –**

Fred Leaper made the comment that he didn't believe the library was being utilised enough.

**Maintenance –**

Don mentioned that the new trolleys for the clubs chairs need to be returned to their storage location when not in use and that the chairs should be stacked no more than ten high.

**Bulk buys – Nil**

**Special Events –**

**Swapmeet** – Terry reported that the flyers were once again taken care of by someone. He also mentioned that, of the regular traders who come to our Swapmeets, 36 can be contacted by email but there were still 8 that only have regular post.

**AMRE –**

The question about how profitable was the exhibition was asked, in broad terms. Tim Leach answered that as all the figures were not ready yet it was too early to be accurate but in broad terms it was a success.

**Election of Committee for 2018** – Tim Leach nominated Richard Ash which was seconded by Peter Pickering. Richard Ash will be contacted upon his return to Australia.

**General Business:**

**Dean Schluter** urged members to get involved with Master Modellers this year.

**Tony Sitters** donated a pile of magazines from the Municipal Tramways Trust.

**Allan Smith** told the meeting that the Aztronics store on Main North Road will offer a discount to members. He also had a number of HO trucks for sale.

**Dean** also asked who had signed up for the CD power supply project as only two of the four have turned up.

**Ben Adamson** is updating the web site and requested photos of the N scale layout, Rails to Morgan Wharf.

**Don Snow** thanked Peter Pickering for looking after his Buffer Stop archives contribution while he was not well. He also thanked those members that made contact with him during that time. He said that Trevor Carter was the only other member there that was also at his first night at SARMA in 1957. Don reminisced about Bridgeland's and that it was Michael Bridgeland who gave him the membership

application. He fondly recalled the previous trips to Stawell and Corio and slide nights at the clubrooms and how the club didn't have a slide projector. One meeting the hat was passed around and by the end of the night there was enough money to buy one.

Karl mentioned that last month was Trevor Carter's 60<sup>th</sup> SARMA general meeting as well.

**Peter Pickering** was updating his cordless drill and he showed that Aldi were going to have a sale on them.

**David Jameson** recalled that he had gone to Aldi to get a special deal on an angle grinder but that there were no more batteries available seeing as they sell them separately and tradies had bought extra ones.

#### **Show & tell:**

**Trevor Carter:** Final progress on the card model of the Edithburgh Hotel. There was also a plastic building kit of apartments with shops at the bottom. Also some SCT ABSY/ABFX wagons and the ABRY refrigerated wagon. He also had SCT containers made from card to sit in the modified well wagons.

**Paul Mackinnon:** Hornby 0-4-0 that he repainted to resemble the ones used at ICI at Osborne. It is similar to a DR class used by the Commonwealth Railways.

**Peter Pickering:** Hornby 5 plank PO wagon, Bachman 8 plank wagon, early GWR brake third passenger carriage, early GWR Siphon G inside framed bogie van and a couple of SAR FB flat wagons.

**John McCallum and Brian Woods:** Stamps and Coins commemorating the Centenary of the Trans Australian Railway.

**Ben Adamson:** A laser cut kit of a tractor shed from Somerset Models. He was very happy with the kit and has added extra details to the inside. Ben encouraged other new modellers to try them out.

**Dean Schluter:** Demonstrated the new dual aspect semaphore signal he built for the layout. The signal was donated by Bill Dick.

#### **Raffle:**

Yellow, L03, Fiona Roney, Aztronics voucher

Yellow, L53, Ben Adamson, Scenery materiel

Yellow, L32, David Jameson,

Junction Models voucher

Orange, D39, John Hansford, Decals

Blue, X06, David Boyce, Lineside details pack

Blue, X16, Don Worby, DVD

Yellow, L66, Chris Marlow, Virtual Message Writer

Yellow, L79, Dean Schluter, Bottle of wine

Purple, R44, Chris Mutton, Aussie Card Models kit

Purple, R52, Roland Pinto, White modelling putty

Purple, R12, David Baird, Scalpel knife

Yellow, L35, Tony Sitters, Metcalfe kit

Yellow, L97, John McCallum, LED kit

#### **After meeting activities:**

A video provided by Tony Sitters featuring footage of 520 through the Adelaide Hills, R766 and 3801 along with 621 on their visits to South Australia in 1988

**Meeting closed at 9:52pm**

## **Member Car Sale: Silver 2003 Corolla Manual – 115,000km**

Fully Serviced

Good Condition Inside and Out

Contact: John Henderson

Mobile: 04 8899 1018

**\$3900**







**50 Years Ago: August 1967**

PP

**President: Bob Irvine**, Vice-Presidents: *not listed*, Secretary: Trevor Carter, Treasurer: Stan Filsell, Librarian: *not listed*, Committee Members: Bill Coles, John Page, Tony Hill, Geoff Barnes, John Gordon, Eric Milne. Editor: Lawrie Edgar, Sub-Editor: Paul McDonald

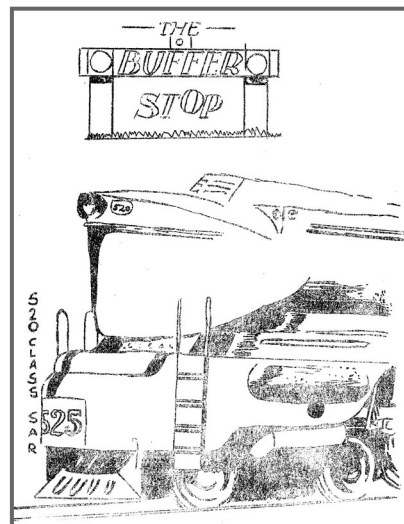
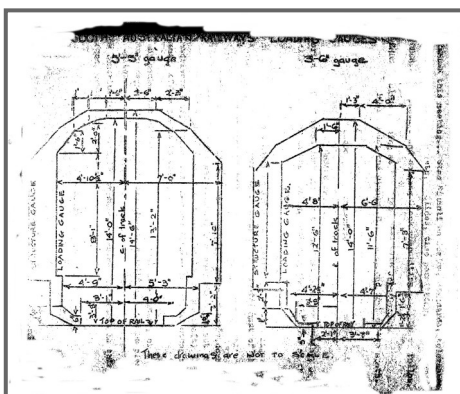
**Pretty light on this issue**

**Cover:** 520 Class

**Steel Mast Erection Train:** Work on the Liverpool, Campbelltown, Glenlee line electrification.

**The Airfix Story:** Description of this blossoming empire.

**Loading Gauges:** Drawings of 5'3" and 3'6" gauge loading gauges.



**40 Years Ago: August 1977**

TS

**President: Trevor Carter**, Vice-Presidents: Allan Kitto, Vic Kollosche, Secretary: Bob Irvine, Treasurer: Barrie Mackinnon, Social Organiser: Don Snow, Librarian: Tony Sitters, Layout Engineer: Keith Norgrove, Record Keeper: Rob Burford, Editors: Elliott Johnstone, Peter Ziegler

**Programme:**

Wednesday, 10.8.1977 – General Meeting Night – Feature film “The Rail Roder” starring Buster Keaton.

Model Display – Steam Locos

Friday, 12.8.1977 – 7.00pm - meet in Marble Hall, Adelaide Railway Station - visit to Train Control and Adelaide Signal Cabin.

Saturday, 13.8.1977 – 9.00am - visit to Mile End Diesel Depot and the Adelaide Rail Car Depot.

Sunday, 14.8.1977 – Working Bee.

Wednesday, 17.8.1977 – Layout Construction.

Friday, 19.8.1977 – Model Construction Night – SARMA Anniversary ‘R’ Class Reefer.

Wednesday, 24.8.1977 – Layout Construction.

Wednesday, 14.9.1977 – General Meeting Night – Auction. Model Display – Billboard Rollingstock.

**Committee Notes:**

Model Competition to be held at the September meeting. Working Bees to continue on Sundays.

Club trip to Port Pirie is being arranged for November – depart on a Friday night and returning on Saturday afternoon – see Tony Sitters if you are interested.

**Brakevans:**

Comprehensive list of Brakevans of the S.A.R. compiled by Victor Kollosche showing construction dates, type of Brakevan and where constructed.



### **30 Years Ago: August 1987**

PP

**President: Rob Burford**, Vice-Presidents: Austin Balnaves, Steven Masters, Secretary: Tony Sitters, Treasurer: Don Snow, Layout Dir: David Jameson, Maintenance: Brian Woods, Social: John Willmer, Librarian: Dean Jackson, Editors: Don Bishop, Terry Jomartz, Special Projects Coordinator: Geoff Pearson,

**Cover:** A photo reminiscent of a lino cut showing a pair (there may have been more) of 930s.

**Departmental Vehicles:** Drawings, photos and text from Don Bishop.

**The Lizard, Goanna and Bandicoat (sic) Railbus Service:** How it came to be by Whib..

**Creating the Landscape:** Michael Partington's experiences with latex rubber backed moulds.

### **20 Years Ago: August 1997**

PM

**President: Trevor Carter**, Vice President (Administration): Peter Carter; Vice President (Special Projects): John Doherty; Secretary: Brian Leaney; Treasurer: Don Snow; Layout Director: John Willmer; Modular Layout Director: Phil Hart; Maintenance Director: John Doherty; Social Director: Edward Jackson; Librarian: Barrie Mackinnon; Editors: Bill Button, Paul Mackinnon

**Front Cover:** Two VR RT class shunting tractors at Bendigo by Terry Jomartz

**Layout Report:** Wiring still progressing. Further bus runs need to be installed to provide 50v DC to the Point Motor Solenoids, with a common return for the 50V currently being installed.

Scenery between Narrawinna and T.Z. Mine is on hold until the ore loading equipment is purchased, constructed and installed.

**Minutes** of the New Modular Layout Sub Committee June & July Meeting

**Article:** Railway Accidents – Charfield 1928 by Tony Swarbrick

**Drawing:** SAR OAX Motor Body Transport Wagon

### **10 Years Ago: August 2007**

DVL

President: Hugh Williams; Vice Presidents: Roger Wheeler, Iain Kennedy; Secretary: Peter Pickering; Treasurer: Karl Eichinger; Layout Director: Dean Schluter; Exhibition Layout Director: Bob Houston; Social Director: Barrie Mackinnon; Maintenance Director: Dean Schluter; Librarian: Allan Norris; Editors: Chris Marlow, Harry Rush.

**Front cover** has a photo of a number of steam locos parked on the exhibition layout

**Raffle results:** E94 – Dean – GY kit E94 – Dean – he graciously offered a redraw E99 – Richard Ash – voucher F21 – ?? – railway stamps

**A New and Better Mechanism for** the BGB 900 Class Shell by Allan Lees

**Ballasting Points** Is Not Rocket Science by Peter Carter

**Modelling Aids** That I Cannot Do Without Part 1: Scale Conversions by Roger Wheeler

**Handy metric** conversion chart for drill sizes


**Bob Fleet's** report from the Stawell trip.



In the last month, good progress has been made on the upper level of the Southern peninsula to the extent that, apart from signal circuits being wired, it can be returned to its normal position. Thankfully Graham Phillips and Trevor Marsh can read my electrical diagrams and are helping in this area.

As shown in the last Buffer Stop the gift of the double semaphore signal has occupied a bit of home time work and I have come up with a solution on how to drive them. I had to use two servo motors to drive the blades, servo motors are used in the modelling world to control aeroplanes, cars etc. The problem is that they require a special type of voltage to operate, which is the generation of 5volt pulses; the width of these pulses determine the rotation position of the shaft hence in this case the up or horizontal position of the signal blade. Because there are two signal blades, two generators are required. If you look at the picture you will see the two servo motors

with levers attached to the rods controlling the signal blades. Alongside is the electronics board that drives the two motors; each has adjustments for the up and down positions of the blade of each signal and each has a small relay that switches the position of the signals. It has been decided to use the semaphore signals to control the junction where the removeable port section of the layout will dock to the main layout section; this will also have safety links so that the turnouts are always set to the main lines if the removeable section is




not attached. Admittedly it would have been a lot easier to use a double target signal but it would not have looked as good.

Also Kelvin and David Jameson are plodding along with control panel work, the occasional visit of our interstate member Len has been doing magical things to the scenery and inspired another group making trees.

Things are looking good. ■





Len, JohnH & JohnMcC -Trees in the making

## The Club's New Printer/Copier

Dean Schluter

Due to the advanced age (I estimate 9 years) of the Club's Sharp printer/copier the committee has purchased by a 5 year contract a new Sharp printer/copier from Datacord, the company with whom we have had a service contract for the old machine. The old machine was becoming unreliable and thus the decision was made.

The deal we have now means we are paying a few dollars more per month than the maintenance agreement for the old machine but it includes purchase finance as well; this is due to the fact that the running cost is much lower for the new machine.

Advantages of the new machine are that it also prints in colour. I use the club's small BROTHER laser printer to print the cover of the Buffer Stop, the Library and advertiser's colour copies at a cost of 22c per page, the new machine will cost 7c per page. We are allowed 3,000 black and white pages in our monthly contract which works out at .03c per page, the old machine 3c per page.

It took the old machine four hours to print the 24 page editions, the new machine two hours.

It copies in colour so I can retire my Epson copier/printer that I used for that purpose, and it can send the electronic copy to my computer if I wish, as did the Epson.

Every month I had to read the print count and pass it on to Datacord, the new machine automatically emails the B&W and colour count to them; SPOOKY, but convenient.

The printer technology has advanced quite a lot in nine years, resulting in cheaper and faster printing, and it looks prettier as well. ■





On Friday 7<sup>th</sup> July, 12 members travelled to Stawell VICTORIA with the club's exhibition Layout 'Strathburn' at the invite of the Grampian Model Railroaders Club for their 19<sup>th</sup> annual Model Railway Exhibition. As the newest member making the journey, I was promptly informed that I would be the scribe for the weekend and to make sure detailed notes were taken so here we go.

## Day 1.

Ten less than energetic members (could have been due to the cold weather) met at the clubrooms at 5 o'clock to travel via mini bus. Two other members travelled to Stawell with their wives. We left at 5.47 am, turned left west onto Lyons Road at 5.48 am, passed Tarton Road at 5.49 am, stopping at Sudholz Road at 5.50am. I had been keeping up a running commentary on the bus to this point where I was informed in uncertain terms I would be occupying the cells at the back of the nearby police station if I kept it up, hence no further recording was made. On a serious note, Bob had a great run out of the city and on to Tailem Bend where we stopped for breakfast. Whilst Adelaide had a very wet day, the group had a lovely clear day, great for travelling. A further stop at Kaniva for fuel then onto Stawell. Only 1 train was observed on the journey, near Dimboola, consisting of 4 locomotives, 2 - X class, 1 - G class and 1 - 8100 class with a line of Victorian VHGF grain wagons being loaded. On arrival at Stawell, it was a case of a late lunch, onto the Stawell Grampians Gate Caravan Park, booked in then travelled the short distance to the SES training centre where the exhibition was to be held. Strathburn was assembled, rolling stock tested with no major issues found. The exhibition was held within an old world war 2 army drill hall and comprised of 46 layouts and exhibitors. The facilities had been upgraded within the last few years, certainly since the club last attended 7 or 8 years ago. The rest of the day was spent checking out the other exhibitors and renewing old friendships. At the invitation of the Grampian Club, we stayed at the centre for tea which consisted of a BBQ with locally supplied and donated meat. We then returned to the caravan park where we were staying in 4 cabins.

## Day 2.

Rain overnight, but awoke to a very foggy / cold morning. On arrival at the centre which was already a hive of activity, general maintenance requirements were made and it was SHOW TIME. During the day, a good crowd was in attendance, children everywhere and a lot of bargains to be had. Fred was seen to have his arms full of British coal wagons obtained from various sources. I was also able to pick up some bargains, especially in castings and a assortment of vehicles for my layout. Lunch was provided which consisted of a bread roll, large cup of soup (hot to the last mouth full) and a home made pie or pastie. Tea & coffee was provided all day. Strathburn ran well with a few minor issues with 1 set of turnouts. At the end of the day, at the invitation of the Grampian Club, tea was held at the Stawell Bowling club which consisted of Roast Pork, Lamb, Beef and cooked vegetables. Dessert consisted of approximately 15 different slices, cheesecakes, and other 'tasties' all for \$15 a head. As typical of country events, there was enough food to feed the approximately 130 people present with seconds of both available

for all present if wanted. A raffle was held which went for just over an hour with a varying assortment of prizes (Tim have you stopped crying yet about your losses). I am looking forward to the wearing by some members present of the various shade of nail polish won on the night.

## Day 3.

More rain over night, but awoke to a very cold, clear morning. A number of the group walked about the caravan park taking photographs of reflective gum trees on the small lake with bird life abounding. One member commented that he couldn't get the cabin door to unlock but this may have been due him trying to break into the wrong cabin. Fully packed, then attended the centre. Prior to arrival of the masses, ARTC and Train control had issues overnight so the normal ore train from Broken Hill to Port Pirie was re-routed by Strathburn. The rolling stock ran well, not surprising after it was blessed by Don. With the early morning sun shining low through the windows onto the layout, it looked fantastic until alarm calls were yelled about the layout being on fire. On further investigation, it was found to be steam coming from Fred's large coffee mug.

On completion of showtime, Strathburn was packed in almost record time. The hold up may have been due to the haste of turning the power off too quick with a train still in the tunnel; another lesson learnt. Tea was at the local Subway and McDonalds, and then back on the bus for our return to Adelaide, arriving at the clubrooms a couple of minutes prior to midnight.

What did we achieve on the trip? If it was awards - well we were lucky enough to take out Best Layout as voted by the exhibitors as well as the Public Award for best layout (BY ONE VOTE)

On a personal note what did I learn or enjoy on the trip having never travelled with the club before?

Firstly, thank you to those present on the trip - a great bunch of guys who accepted me with no reserves. The camaraderie of the group with so many different personal interests coming together with a common goal of enjoying model railroading. To Bob, thank you for the safe manner in which you drove us to Stawell and return, we could not ask to be in safer hands.

The other layouts present from the smallest like the Filching Road Yard to the larger layout present like Kilmore East and Town & Country, each different in the presentation but unique on their own. I took away a little bit of knowledge with each of these layouts on how to strive to perfect my own modules and to improve my own modelling skills. Meeting other members of other clubs forming friendships with people with common goals. Was it the awards we were lucky enough to win? No. It was the look of parents explaining to their children what trains they had travelled on; the long Overland & Indian Pacific consists were a real hit. But the highlight for me was watching the faces of the children light up, standing right at the edge of the layout watching the trains go by. Unfortunately some layouts were bunted off so the children couldn't get close. And finally thank you Don for bring your Garratt along - the look of awe on the children's faces while you were talking to them and starting the locomotives sound. That's what model railroading is all about, bringing enjoyment to all. ■



Photos from Stawell



Grampian Gate Caravan Park

KB



Lutze Heard's layout - Tim (& below)



August 2017

The Buffer Stop



Photos from Stawell



PP



PP

Above: Town & Country

Below; Leopold




PP

August 2017

The Buffer Stop



Photos from Stawell



Backwoods

PP



A bit of French

PP



Filching Road Yard  
(O Scale)

PP



Photos from Stawell



PP

Strathburn



PP



PP

August 2017

The Buffer Stop






Don blessing the rolling stock



Fred and his mug



Art of diorama (and below)



Stawell Bowling Club





KB

**Mustard Pots on Strathburn**

**Home among the gum trees**



KB



# Where is it?



**The top picture will be drawn at the September GM.  
The smaller picture below will be drawn at the August GM.**

**Look for the little entry slips and the container  
to put them in on the side table.**

**Mark your form with the appropriate month.**



## SARMA SALES




See Don Worby

SARMA Pin Badges	\$7.00
"Rails and the River" Medallion	\$10.00
Bogies: 40 ton Round Lid, Solid Wheels	\$13.00
Bogies: ANR XC	\$13.00
W Car Bogies	\$11.80
SEM Axles 10.5 x 25 mm	\$2.30
SEM Axles 10.5 x 26 mm	\$2.30
SAR M Van (BGB) Kit Includes Bogies & Couplers	\$35.00
SAR M Van (BGB) 5 Wagon Bulk Kit (No Bogies and no couplers)	\$85.00
SAR D van kit	\$19.00
DCC Decoders	\$25.00 each

Kadee #148 Whisker Couplers	\$6.00
Kadee #158 Whisker Couplers	\$5.00
Delrin Bearings	\$5.30
11'6" Underframe Kits	\$6.30
PVA Glue, 2 litres	\$20.00
PVA Glue, 1 litre	\$10.00
No. 2 self tapping screws, packs of 50:	
4.5 mm	\$3.50
6.0 mm	\$4.00
9.5 mm	\$5.00
2-56 UNC 3/8" pan head screws (pack 20)	\$4.00
2-56 UNC nuts (pack 20)	\$5.00
SARMA Shirts (do you have one?)	\$30.00
Club Stubby Holders	\$5.00

# AZTRONICS

Your Local Electronics Stockist  
MODEL RAILWAY ELECTRONICS SUPPLIER



**MAGNIFIERS**



**TOOLS**



**LEDS  
LED STRIP**

### AZTRONICS PTY LTD

170 Sturt Street, Adelaide, SA 5000  
 ph) 08 8212 6212 Fax) 08 8212 4212  
 www.AZTRONICS.com.au

## LIBRARY REPORT

### *Recent Additions to the Library*

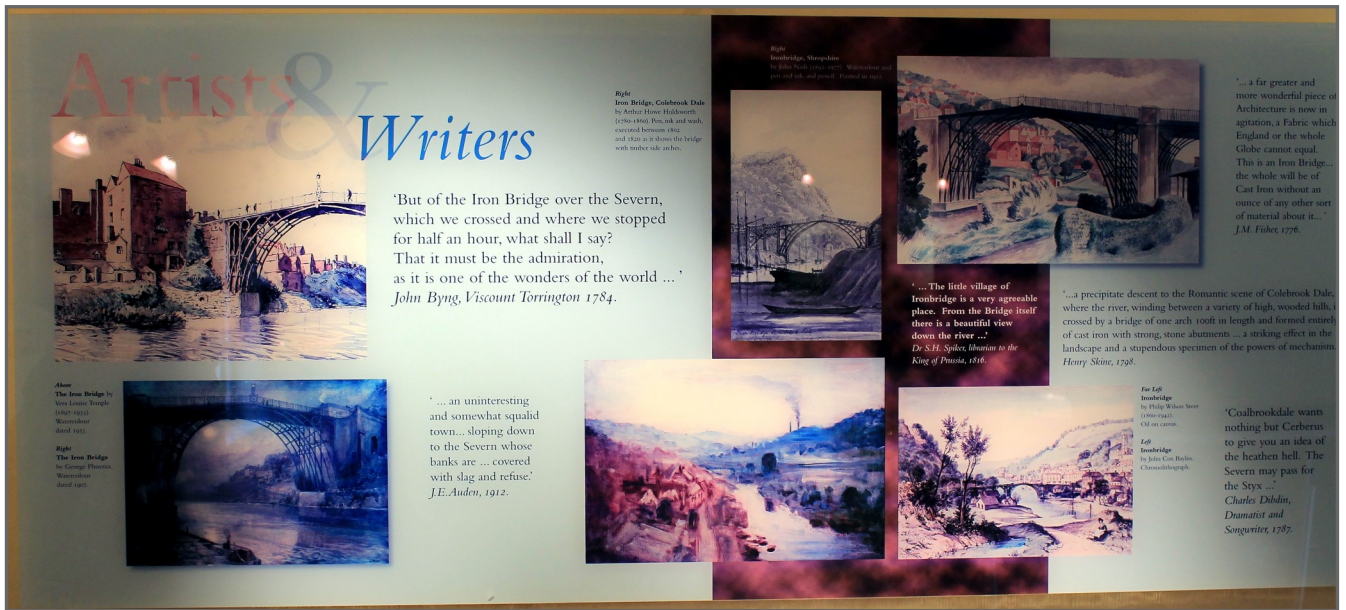
- Australian Railway History - August 17
- A M R M - August 17
- Model Railroader - August 17
- SANGS Dispatcher - May/June 17
- Train Talk - May 17
- N Scale Modeller Iss. 30
- Trains Around Adelaide North South 12 DVD  
Vol.42 by John Venning

### **CHARGES**

*Magazines: 50c; Books: \$1-2; DVDs: \$1  
per month; then 50c per item until returned*

*Allan Norris, Librarian*





# The Iron Bridge

Close to the Iron Bridge at Ironbridge, Shropshire, England, is a small museum. The two striking features for me were the display panel above and the model of the bridge below.

The display panel shows six paintings and various accompanying text such as ...

“But of the Iron Bridge over the Severn, which we crossed and where we stopped for half an hour, what shall I say? That it must be the admiration, as it one of the wonders of the world ...” *John Byng, Viscount Torrington 1784.*

Although conversely , “... an uninteresting and somewhat squalid town ... sloping down to the Severn whose banks are ... covered with slag and refuse.” *J.E.Auden 1912.*

And of the model: “... cast in aluminium alloy on a 1/33 scale. ... contains 2400 separate pieces ... constructed 1982-88. Tests and experiments were carried out during assembly to determine the most likely sequence of construction of the original 1779 structure.

H.Hodson. Maker. Atherton, Manchester.

*PeterP*







**Other views  
of and from  
the Iron Bridge**





# SARMA's First Taillem Bend Work Day

Matt Lavista

Sunday July 23<sup>rd</sup> saw a dedicated team of seven attend a working bee at Taillem Bend depot. With zeal, our little group performed duties such as weed spraying, whipper-snipping, vegetation clearing and general maintenance.

There was much fun had by all with many laughs over the day. Particular fun was had messing about with the little four-wheel RT tractor shunter, suggestions being made to drag a carriage out and make it the Karoonda passenger.

It is hoped these bees will be a semi-regular thing in the future. Our host, Steve Moritz, was delighted with the results of just a few hours work. Imagine what could be done with two or three times as many people and equipment! Aidan Monsma took many pictures of the mischievous bunch and these are presented for your pleasure.

There will be another work day in mid-August. Contact Matt to express your interest. ■







Issue 30 of the free eMag "N Scale Modeller" has just been released.

Items of Interest:

- Visiting 5 Shows in 5 States in 10 Days - *something different*
- N Convention promo - *less than two months to go, rego still open*
- **AusTrak** modular system is **20 years old** - *anniversary article*
- Promo on the 5 modular systems used in Australia - *with webpage links*  
Paints Guide promo - *with link to interactive webpage*

You can peruse/download it (29 pages, PDF size 9.0Mb) at :

[www.nscale.org.au/nsm](http://www.nscale.org.au/nsm)




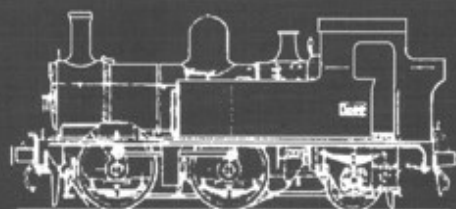
# Junction Models

Shop 4, 449 Main North Road, Enfield Plaza, Enfield 5085

Phone 08 8349 7464 Fax 8349 7463

Email: [brian@junctionmodels.com.au](mailto:brian@junctionmodels.com.au)

Web site: [junctionmodels.com.au](http://junctionmodels.com.au)



## Specials for August 2017

Graham Farish N scale Dept Master Train Set	\$199.00
Bachmann Thomas Set	\$225.00
Bachmann Ringling Bros/Barnum & Bailey HO set	\$220.00
Bachmann Durango HO Train set	\$295.00
AMRM CDs Vol. 12, 13,14,15,16, 17	\$22.00
New Junction Models Controller (DC 2A)	\$80.00
New Walthers stock cars, hoppers, tank cars & reefers	
Hornby Flying Scotsman Set	\$310.00
Several New Hornby Locos & Wagons in stock	
Noch Scenery Products	
David Jones Models OO scale J94 Austerity 0-6-0T	\$153.00
Golden Valley Hobbies Barclay Industrial 0-6-0T	<i>more coming</i>

Walthers Trainline HO scale locos, some DC some DCC	from	\$99.50
Powerline Vline H class .....		\$265.00
Powerline 48 class		\$280.00
Hornby Master of the Glen set		\$322.00
Lenz DCC SET010		\$430.00
Lenz DCC SET100		\$599.00
HO Brill horsebox trailer kit .....		\$140.00
HO SAR 500/600/700 coach kits		\$170.00
Railmotor Models SCT PHBY Container Wagons.....		\$55.00
Railmotor Models SCT Loco .....		\$55.00
San Mateo Line signals kits and ready-to-place		
SAR Model Co 800, 850 & 860 car kits and Redhens - in stock		
Frateschi Coaches, Wagons & Building kits		
KD clear decal paper .....		\$21.95
GSI aqueous paints, 96 standard colours (\$3.95) plus 4 fluoros and 8 metallic		

Cheers from Brian, Vic & Matt

*SARMA members receive 10% discount except on books, DVDs & DCC items*



# Somerset MODELS

Shop 1/7 Walker Place  
Gawler S.A. 5118  
Ph : (08) 8523 2913

[sales@somersetmodels.com.au](mailto:sales@somersetmodels.com.au)



**\*NEW\*** Australian Hand Crafted Flowering Tufts  
to suit N and HO/OO Scale in a variety of colours  
16 Tufts per box for \$7.95

- MP Scenery
- Aussie Truck Models
- Static Grass & Applicators
- Oxford Cars
- Gem Fleetline
- Metcalfe
- Walthers Kits
- Peco Track and Accessories
- Promotex / Herpa Trucks
- Noch
- Plastic Kits
- Hornby Starter Sets
- Plus Much Much more!

Come Visit us today and receive 10% off instore when mentioning this ad...  
Email and Phone Orders Welcome - 08 8523 2913

[WWW.SOMERSETMODELS.COM.AU](http://WWW.SOMERSETMODELS.COM.AU)



## AUSSIE CARD MODELS

HO and N Scale Architecturally Designed  
Buildings for Australian Railway Modelers

*We have a huge range of classic Australian buildings to suit all layouts*



- DWELLINGS
- FARM BUILDINGS
- GOODS SHEDS
- CHURCHES & CHAPELS
- INDUSTRIAL STRUCTURES
- SCHOOL HOUSES
- RAILWAY STATIONS
- FENCES, SHELTERS
- RETAIL SHOPS
- TRACKSIDE BUILDINGS

Email: [aussiecardmodels@gmail.com](mailto:aussiecardmodels@gmail.com)

Visit our Ebay Store [http://stores.ebay.com.au/allasmit-90?\\_trksid=p2047675.12563](http://stores.ebay.com.au/allasmit-90?_trksid=p2047675.12563)



# Show and Tell - more info page 5



Peter Pickering's SAR FB flat wagons and some British rolling stock





Paul Mackinnon's Hornby 0-4-0 repainted to resemble those used at ICI, Osborne.



Ben Adamson's laser cut kit of a tractor shed from Somerset Models, with extra detail added inside

John McCallum and Brian Woods both showed stamps and coins commemorating the Centenary of the Trans Australian Railway.





# Noel's Pottering

DA 2 coming off the triangle  
at Crystal Brook



5100  
Broken Hill  
ore towards  
Rocky River



5455  
Broken Hill  
ore at Main  
Road bridge  
Crystal  
Brook





1901 s just west of Redhill



PM 1  
Merriton



PM 7  
Crystal  
Brook





PM9 approaching Bowmans




SA 8  
Merriton



PS 6  
Departs  
Crystal  
Brook







## SAN MATEO LINE

- Searchlight signals for VR and SAR in HO and N
- Colour Light signals for QR and NSW in HO
- Upper Quadrants for VR and SAR in HO
- VR somersault lattice mast semaphores - HO kit only
- Etched brass kits with LEDs or fully assembled and painted models made to order

Available from hobby shops or

**San Mateo Line**, PO Box 2205, Mildura 3502

[www.sanmateoline.com.au](http://www.sanmateoline.com.au)

[sales@sanmateoline.com.au](mailto:sales@sanmateoline.com.au)

Ph: 0428 236 055

# We're on the Lookout

for Buffer Stop contributions  
especially modelling articles  
but anything which might  
interest our readers.